



District Report Card: 2017


State: Jharkhand	District: Ramgarh
Class: 3	Subject: Language
Schools: 59	Students: 1165


Participation/Coverage


Students

<div>GENDER</div> <div></div>	Boys		Girls	
	Number	%	Number	%
	535	45.92	630	54.08

<div>AREA</div> <div></div>	Rural		Urban	
	Number	%	Number	%
	955	81.97	210	18.03

<div>CATEGORY</div> <div></div>	SC		ST		OBC		GEN	
	Number	%	Number	%	Number	%	Number	%
	188	16.14	417	35.79	544	46.70	16	1.37

<div>CWSN</div> <div></div>	LD	VI	HI	S&LD	ID	Oth
	3	4	1	2	3	4

<div>Management</div> <div></div>	Government		Government-aided	
	Number	%	Number	%
	1154	99.06	11	0.94

Average Performance of Students in Language (%)

Overall	Gender		Area		Management		Social Group			
	Male	Female	Rural	Urban	Govt.	Aided	SC	ST	OBC	GEN
77.36	76.83	77.81	76.53	81.14	77.49	64.24	81.38	76.23	76.99	72.50

Performance on Learning Outcomes (LOs)

Learning Outcomes	Description	Average Performance(%)
L304	Reads small texts with comprehension i.e., identifies main ideas, details, sequence and draws conclusions	77.90
L312	Reads printed scripts on the classroom walls: poems, posters, charts etc.	76.29

Range of Performance of Students who Answered Correctly							
Below 30%		30% - 50%		50% - 75%		Above 75%	
Number	%	Number	%	Number	%	Number	%
35	3.00	88	7.55	323	27.73	719	61.72

Lowest Performing Learning Outcomes (LOs)

1 - Reads printed scripts on the classroom walls: poems, posters, charts etc. (76.29)

2 - Reads small texts with comprehension i.e., identifies main ideas, details, sequence and draws conclusions (77.90)